



PEUGEOT EXPERT
PRICES, EQUIPMENT & TECHNICAL SPECIFICATIONS
DECEMBER 2021: E & OE



PEUGEOT EXPERT: CHOOSE YOUR BODY STYLE

EXPERT PANEL VAN



VAN

EXPERT PROFESSIONAL (Active +)

Exterior Style & Loading

- Full 16" steel wheel trims

Safety & Security

- Alarm

Comfort & Convenience

- Moduwork® configurable passenger bench with load-through bulkhead
- Storage under squab of central passenger seat
- Air conditioning
- Rear parking sensors
- Grey 'Mica' cloth / vinyl upholstery

Lighting & Visibility

- Visibility Pack: auto wipers + auto headlights

Technology & Entertainment

- Connect radio: 7" touch-screen with DAB, Bluetooth, USB and audio jack, MirrorScreen(Apple CarPlay and Android Auto) and coffee break alert

EXPERT ACTIVE

Exterior Style & Loading

- Twin sliding side doors
- Twin unglazed rear doors
- Full steel bulkhead
- 16" steel wheels

Safety & Security

- Acoustic Vehicle, Alerting System (audible outside vehicle) **Electric Versions Only**
- Electronic Stability Control (ESP)
- Remote Central locking with deadlocks & separate locking for cab
- Driver and passenger airbags

Comfort & Convenience

- Electrically adjustable heated door mirrors
- Electronic Handbrake **Electric Versions Only**
- 7kW Tri-phase On Board Charger **Electric Versions Only**
- Driver's seat height adjustment, rake, reach adjustable with lumbar adjustment and armrest
- Dual passenger bench seat with under seat storage
- Cruise control with variable speed limiter
- Front electric windows with one-touch operation
- Full size steel spare wheel
- Grey 'Mica' cloth upholstery

Technology & Entertainment

- DAB radio with Bluetooth® handsfree and USB socket
- 3 X 12-volt socket (in cabin x 2 + cargo X 1)
- PEUGEOT Connect SOS & Assistance **Electric Versions Only**
- Connect radio: 7" touch-screen with DAB, Bluetooth, USB and audio jack, MirrorScreen(Apple CarPlay and Android Auto) and coffee break alert **Electric Versions Only**

PEUGEOT e-EXPERT: INTRODUCTION

PEUGEOT e-Expert Front View



PEUGEOT e-Expert Rear View



Technical

Full Electric Vehicle

The PEUGEOT Expert is not only available with a range of diesel powertrains to choose from, but is now also available as the new e-Expert. A full electric van.

The all new e-Expert is available with a 50kWh battery on Standard & Long vehicle lengths.

Charging Flexibility

Two types of on board chargers are available on new e-Expert, a 7.4 kW single phase charger is included as standard. And an 11 kW three phase charger is available as an option.

There are two main charging methods for the e-Expert.

Fast (AC): From a 7.4 kW wallbox a full charge is completed in 7.5 hours, and from a 11 kW wallbox a full charge is completed in 4 hours 45 mins.

Rapid (DC): 100kW public rapid charge terminals allow for an 80% charge in just 30 minutes.

Powertrain

With the new e-Expert's full electric powertrain, you will benefit from immediate performance with 260Nm of torque (from 0mph) and maximum power of 100kW.

Range

The new e-Expert provides a choice of battery packs.

50kWh Battery: Range capacity is up to 240 kilometres (WLTP certified).

EV Services

MyPeugeot App


The MyPeugeot App provides a number of useful EV features.

Charge management: Allows the user to control, plan, launch and check the vehicle's charge remotely.

Climate preset: Allows the user to remotely plan and control the heating or air conditioning in the interior of the Van.

e-Coaching: Allows the user to access consumption logs and usage statistics.

'e' Monogram Badging



Styling

The new PEUGEOT e-Expert comes with distinctive and exclusive touches:

The Lion logo features a specific dichroic treatment which changes colour depending upon the viewing angle and exterior lighting.

An 'e' monogram badging is included on the rear of the van as with the PEUGEOT electric car range.

e-Expert Charging Capability



Usage

The PEUGEOT e-Expert offers 3 different driving modes from the mode selector

Eco (60 kW, 180 Nm): For optimising range.

Normal (80 kW, 210 Nm): For everyday.

Power (100 kW, 260 Nm): For optimal performance

Technology

The head up display functionality now includes additional EV specific information

A Powermetre & Battery Level Gauge: For displaying consumption.

A Consumption Gauge: For heating and air conditioning.

A Colour Matrix: To display energy flows, charge monitoring (current or delayed), on board computer information and range.

The central touchscreen provides access to the additional Electric menu and usage data

"Flow": To view the live energy

"Statistics": To display the consumption

"Charge": Which allows you to programme a deferred charge.

PEUGEOT EXPERT: OPTIONS PRICE LIST

	CODE	ACTIVE	PROFESSIONAL	RRSP
PAINT				
Bianca White	..0N	●	●	€0
Metallic	..M0	○	○	€810
COMFORT AND CONVENIENCE				
Air conditioning	RE01	○	●	€990
Automatic dual zone air conditioning	RE07	-	○	€580
Rear parking sensors	UB01	○	●	€495
Park Assist 180° (Rear view camera + front parking sensors) in touchscreen	UB07	-	○	€1,815
Heads up display	YB01	-	○	€660
Keyless entry	YD01	-	○	€745
SAFETY AND SECURITY				
Safety Pack: Lane departure warning system, speed limit recognition, intelligent speed adaptation, driver attention alert, smart beam headlights	LI01	-	○	€1,650
Front lateral airbags	NF10	○	○	€180
Alarm	AB08	○	●	€580
LIGHTING AND VISIBILITY				
Electrically folding heated door mirrors with temperature sensor	HU02	-	○	€165
INFOTAINMENT				
Navigation - 7" Touchscreen Radio/CD including Bluetooth®,USB input and Mirrorlink: Apple Carplay and Android Auto	WLX7	-	○	€825

Due to production challenges at present, please note that options are unavailable for Expert models until further notice. Your local dealer can advise further on when options will be made available to order.

PEUGEOT EXPERT: OPTIONS PRICE LIST

	CODE	ACTIVE	PROFESSIONAL	RRSP
EXTERIOR STYLE				
"Look Pack: body colour front and rear bumpers, side rubbing strips, exterior door handles and door mirrors, with front fog lights and LED daytime running lights. (Door mirror housings are not painted if combined with electric folding mirror option (HU02), optional on Active and standard on Professional. Centre section of rear bumper not painted on Long versions. Incompatible or special paint.)"	PD22/ PD69	○	-	€825
"Look Pack: body colour front and rear bumpers, side rubbing strips, exterior door handles and door mirrors, with front fog lights and LED daytime running lights. (Door mirror housings are not painted if combined with electric folding mirror option (HU02), optional on Active and standard on Professional. Centre section of rear bumper not painted on Long versions. Incompatible with special paint.)"	PD22/ PD69	-	○	PD22 = €745 PD69 = €580
WHEELS, TYRES & DRIVING CHARACTERISTICS				
17" Full wheel cover	ZHCJ	○	○	€215
17" 'Phoenix' alloy wheels	ZHJS	-	○	€1,075
DOORS & WINDOWS				
Electric right hand sliding door	WZ05	-	○	€495
Hands free electric right hand side sliding door	WZ06	-	○	€1,485
Easy Entry Pack: Keyless entry and start, twin electric sliding side doors with handsfree opening and electronic locking of fuel filler cap.	WZ09	-	○	€2,725
Twin glazed rear doors (opening to 180°) with heated rear windows and wash-wipe	WO05	○	○	€405
Tailgate with heated window and wash-wipe	WO06	○	○	€250
LOAD CARRYING				
Untreated wooden floor 9mm	GB35	○	○	€480
Untreated wooden floor 9mm with lateral covering 6mm	GB36	○	○	€925
Anti-slip floor 9mm	GB33	○	○	€645
Anti-slip floor with lateral coated wooden coverings with interior wheel arches coated in wood	GB38	○	○	€1,625
Full steel bulkhead with window and interior rear view mirror	PX35	○	○	€125
Full, toughened plastic bulkhead, insulated for sound and temperature, with polycarbonate window and interior rear view mirror	PX37	○	○	€330
TOWING				
Gooseneck towing hook	AQ05	○	○	€745
Fixed towing hook	AQ10	○	○	€745
CONVERTER EQUIPMENT				
Upgraded battery and alternator (L3 720 battery, class 18 alternator)	BQ01	○	○	€150
Conversion interface box - Only for use for electrical connections for integral elements of a vehicle conversion	QC01	○	○	€205

PEUGEOT EXPERT: RANGE EQUIPMENT

	VAN	
	ACTIVE	PROFESSIONAL
COMFORT & CONVENIENCE		
Height and reach adjustable steering wheel	●	●
Power assisted steering	●	●
Front electric windows with 'one-touch' operation and anti-pinch	●	●
Directional heating and air recycling via 4 dashboard air vents	●	●
Air conditioning	○	●
Rear parking sensors	○	●
12 volt socket in cabin X 2 (+ row 2 x 1 on Crew Cab)	●	●
12 volt socket in cargo area X 1	●	●
SAFETY & SECURITY		
Electronic Stability Control with Hill Assist	●	●
ABS with Emergency Braking Assistance	●	●
Cruise control with programmable speed limiter	●	●
Alarm	○	●
Deadlocks	●	●
Selective cab and cargo area central locking via 3-button plip remote control	●	●
Central locking push button on dash	●	●
Automatic door locking (activated by vehicle travelling over 6kph)	●	●
Rolling code transponder immobiliser	●	●
Visible VIN at base of windscreen	●	●
Locking fuel filler cap	●	●
Automatic fuel cut-off & door unlocking in event of accident	●	●
Driver and front passengers' airbags with passengers' airbag deactivate switch	●	●
Height-adjustable 3-point pre-tensioner seat belts with force limiter (central seatbelt on dual passenger seat not height-adjustable & no pre-tensioner)	●	●
Unfastened seat belt warning for driver and front passengers (with dual bench or single passenger seat)	●	●
Front Lateral Airbags	○	○
Height-adjustable front head restraints (outer seats)	●	●
Electric Parking Brake (Only on Electric Versions)	●	●
Security Pack: Video Advanced Emergency Braking System, Collision Alert, Forward Collision Warning. (Only available on Electric Versions)	-	-
LIGHTING & VISIBILITY		
Headlights with integrated daytime running lights (DRLs)	●	●
Remote headlamp adjustment from fascia	●	●
Reversing light	●	●
Rear fog light	●	●
High level third brake light	●	●
2 speed front wipers	●	●
Electric Pack: plip remote, front electric windows with 'one-touch' operation, electrically adjustable heated door mirrors, 12 volt socket in cargo area	●	●
Visibility Pack: auto wipers and auto headlights	-	●

PEUGEOT EXPERT: RANGE EQUIPMENT

	VAN	
	ACTIVE	PROFESSIONAL
TECHNOLOGY & ENTERTAINMENT		
DAB radio with Bluetooth, USB port and audio jack	●	-
Connect Radio: 7 inch touchscreen with DAB radio, Bluetooth handsfree, USB port, audio jack, bi-tuner, MirrorScreen(Apple CarPlay and Android Auto) and coffee break alert (indicating 2 hours' continuous driving) (Standard on Electric Active model)	○/●EV	●
PEUGEOT Connect SOS & Assistance (Standard on Electric models)	○/●EV	○
EXTERIOR STYLE		
Black front and rear bumpers, side rubbing strips, exterior door handles and door mirrors	●	●
WHEELS		
Full size steel spare wheel	●	●
16 inch steel wheels with black centre cap	●	-
16 " full wheel trims	○	●
DOORS & WINDOWS		
Twin unglazed rear doors (opening to 180°)	●	●
Twin sliding side doors (not electric)	●	●
Laminated windscreen	●	-
Laminated acoustic windscreen	-	●
Front windows tinted to 30% opacity	●	●
Fixed side windows with noise reducing tinted glass	-	-
LOAD CARRYING		
Full steel bulkhead	●	-
Full steel bulkhead with Moduwork® load-through flap under outer passenger seat	○	●
Full toughened plastic bulkhead fixed behind row 2 seats, insulated for sound and temperature, with polycarbonate window		
Load tie-down hooks in cargo area	●	●
TOWING		
Preparation for towbar: wiring and connector for towbar interface	●	●



PEUGEOT EXPERT: RANGE EQUIPMENT

	VAN	
	ACTIVE	PROFESSIONAL
SEATING		
Driver's seat height, rake and reach adjustable with lumbar adjustment and armrest	●	●
Dual front passenger bench seat with under-seat storage area	●	-
Moduwork®: dual front passenger bench seat with fold-up outer seat, fold-down writing table in central seat back and storage under central seat.	○	●
3-seat bench in row 2 with two arm rests and underseat storage	-	-
INTERIOR STYLE		
Driver and passenger sunvisor with ticket holder	●	●
Illuminated vanity mirror	-	-
Courtesy light to cabin (and row 2 in Crew Cab)	●	●
Courtesy light to cargo area	●	●
Rubber flooring in cabin	●	●
INSTRUMENTS		
Speedometer with digital odometer and digital trip recorder	●	●
Rev counter	●	●
Water temperature and fuel gauges	●	●
Oil level indicator	●	●
Distance to next service indicator	●	●
LCD central display	●	●
Trip computer	●	●
Clock	●	●
Lights on warning	●	●
Side, headlamp and indicator warning	●	●
Battery charge warning	●	●
Door open warning	●	●
STORAGE		
7kW Tri- phase on board charger	●	●
AVAS: Acoustic Vehicle Alerting System. Generates a sound when travelling at low speed, audible outside the vehicle for pedestrian safety (Standard on all Electric versions)	●Electric	●Electric
11kW Tri- phase on board charger	○	○
Dashboard storage areas	●	●
Closed upper and open lower glove boxes	●	●
Front door pockets	●	●
Cup holders for driver and passenger, at top of dashboard	●	●
Storage area under front passenger seats	●	-
Storage under squab of central passenger seat: row 1	○	●
2nd row underseat storage	-	-

PEUGEOT EXPERT: CHOOSE YOUR PAINT COLOUR & UPHOLSTERY

		VAN	
		ACTIVE	PROFESSIONAL
Upholstery		Grey 'Mica' Cloth	Grey 'Mica' Cloth /Vinyl
Trim Code		43FT	OVFX
Solid Paint			
Bianca White	WPON	●	●
Metallic Paint			
Cumulus Grey	F4M0	○	○
Nimbus Grey	VLN0	○	○
Nera Black	9VM0	○	○

● Standard ○ Cost Option

SOLID PAINT




Bianca White

METALLIC PAINT



Nimbus Grey



Nera Black



Cumulus Grey

WHEELS



16" steel wheel with black centre cap



17" steel wheel with black centre cap



16" full steel wheel trim: standard on Professional models



Optional 17" 'Phoenix' alloy wheel

PEUGEOT EXPERT: KNOW EVERYTHING ABOUT YOUR NEW EXPERT

Technical Specifications

VERSIONS	1.5 BlueHDi 100bhp	1.5 BlueHDi 120bhp	2.0 BlueHDi 140bhp S65	
Length	Van Standard	Van Standard	Van Standard	Van Long
Active	●	●	●	●
Professional	●	●	●	●
ENGINE				
Capacity (cc)	1499	1499	1997	
Cylinders / Valves	4/8	4/8	4/16	
Max power CEE (bhp/kW/rpm)	100/75/3500	120/88/3500	120/90/3750	
Max torque CEE (Nm/rpm)	270/1600	300/1750	340/2000	
Bore and stroke (mm)	75 x 84.8	75 x 84.8	85 x 88	
Fuel system	Diesel - High pressure turbo-charged direct injection			
Euro status	EURO 6.3			
Stop & Start system			●	
TRANSMISSION				
Gearbox	Manual			
Number of gears	6			
PERFORMANCE (All figures driver alone)				
Max speed (kph)	160kph	165kph	170kph	
ECONOMY Litres/100km				
Combined	6.7	6.3	7.2	7.4
CO2 emissions (g/km)	176	165	190	194
WEIGHTS (kg) with 3 seats/2 seats				
Payload (1)	975	1079	1458	1415
Kerb weight (2)	1660	1581	1642	1685
Gross Vehicle Weight (GVW)	2635	2660	3100	3100
Max plated front axle (3)	TBC	1500	1500	1500
Max plated rear axle (3)	TBC	1500	1800	1800
Gross Train Weight (GTW)	4020	4040	5000	5000
Maximum braked towing weight (4)	TBC	1800	2500	2500
Maximum unbraked towing weight	TBC	750	750	750
Maximum towball weight	TBC	72	100	100
Brakes Front/Rear	Ventilated Discs / Discs			
Turning circle between kerbs (m)	11.3 for Compact / 12.4 for Standard and Long			
Suspension: Front - Rear	Front: Independent MacPherson type struts with anti-roll bar; Rear: Independent trailing arm wishbone suspension			
Fuel tank capacity (litres)	70			

(1) Difference between GVW and kerb weight. (2) Without driver. Kerb weight is calculated including oil, water, lubricants, tools, spare wheel and 90% full fuel tank. Weights may change with the addition of equipment. (3) Within limits of GVW. (4) Maximum recommended towing weight within limits of GTW.

Technical Specifications

VERSIONS	50kWh Battery	
	Van Standard	Van Long
Length		
Active	•	•
Professional	•	•
ELECTRIC POWERTRAIN		
Battery	Lithium-ion 50kWh	
Max power CEE (bhp/kW/rpm)	100 (136) / 5500	
Max torque CEE (Nm/rpm)	260 / 3674	
Range	Up To 240km	
TRANSMISSION		
Gearbox	Automatic	
PERFORMANCE (All figures driver alone)		
Max speed (kph)	130 km/h	
0-100kph (secs)	13.1	
Standing to 1000m (secs)	35.8	
CHARGING TIMES & PERFORMANCE		
8A Domestic Electric Plug (1.8kW) 0-100%	28hrs	
Single Phase 32A Wallbox (7.4kW) 0-100%	7hrs 30mins	
Three Phase 16A Wallbox (11kW) 0-100%	4hrs 45mins	
Quick Charge - DC Current (100kW) 0-80%	30mins	

(1) Difference between GVW and kerb weight. (2) Without driver. Kerb weight is calculated including oil, water, lubricants, tools, spare wheel and 90% full fuel tank. Weights may change with the addition of equipment. (3) Within limits of GVW. (4) Maximum recommended towing weight within limits of GTW.

PEUGEOT EXPERT: KNOW EVERYTHING ABOUT YOUR NEW EXPERT

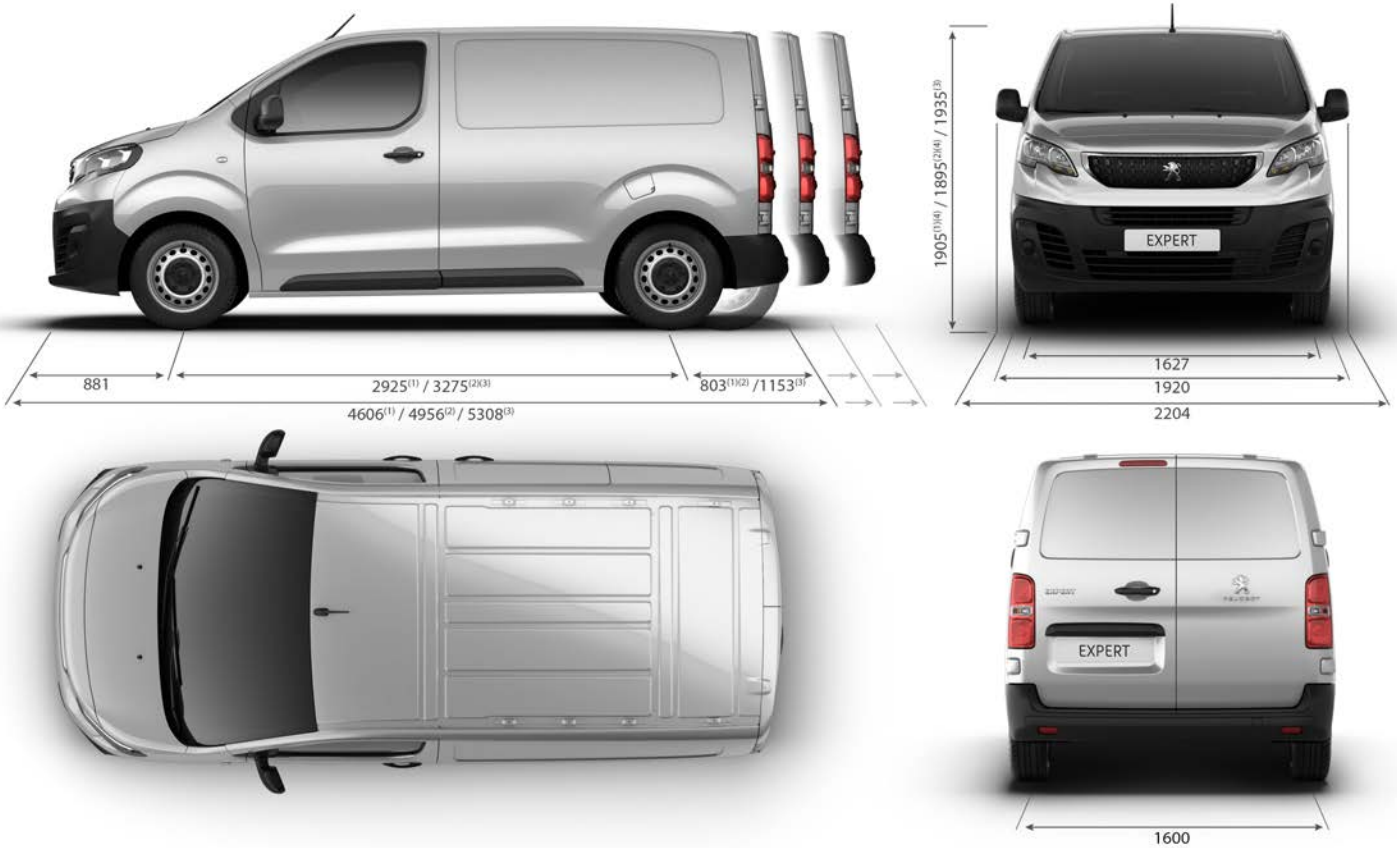
Dimensions: Van

VERSIONS		
	STANDARD	LONG
EXTERIOR DIMENSIONS (mm)		
Length	4959	5309
Front overhang	881	
Wheelbase	3275	
Rear overhang	803	1153
Width (excluding door mirrors)	1920	
Width (door mirrors unfolded)	2204	
Front track at wheel centre	1627	
Rear track at wheel centre	1600	
Height (1)	1895	-
Height with larger payload (1)	1930	1935
Height with raised suspension (1)	1935	1940
Ground clearance (1)	150	
Ground clearance with raised suspension (1)	175	
DIMENSIONS OF REAR DOORS (mm)		
Maximum width of rear doors	1282	
Maximum height of rear doors	1220	
Minimum load sill height (1)	544	600
Maximum load sill height (1)	613	633
DIMENSIONS OF SIDE DOORS (mm)		
Maximum width of side doors	935	
Maximum height of side doors	1241	
INTERIOR DIMENSIONS (mm)		
Maximum load height	1397	
Load length at floor (without Moduwork)	2512	2862
Load length at floor (with Moduwork)	3674	4024
Load length at mid-height	2185	2535
Load width between wheel arches	1258	
Maximum load width	1628	
INTERIOR VOLUMES (m³)		
Load volume (without Moduwork)	5.3	6.1
Load volume (with Moduwork)	5.8	6.6
Number of Euro-pallets	3	3
Maximum number of seats	3	3
Number of load tie-down hooks in cargo area	6	8
TURNING CIRCLE (m)		
Turning circle between kerbs	12.4	
Turning circle between walls	12.9	

(1) Vehicle in running order

NEW PEUGEOT EXPERT: KNOW EVERYTHING ABOUT YOUR NEW EXPERT

Dimensions



- (1) Compact
- (2) Standard
- (3) Long
- (4) 1940 / 1930 with optional max. GVW





E&OE DECEMBER 2021. FOR FURTHER INFORMATION TALK TO YOUR LOCAL PEUGEOT DEALER OR SEE WWW.PEUGEOT.IE.

The information contained in this specification sheet, is based on the data and images available at the time of publication. Some photography may feature left hand drive models. All images shown are for illustration purposes only. Photographic processes used may alter the depth and tone of the colours shown. As part of a policy on continuous specification improvement, Peugeot reserves the right to modify colours, trims, engine range, options and standard equipment at any time. This specification sheet is not a contractual document or offer of sale.